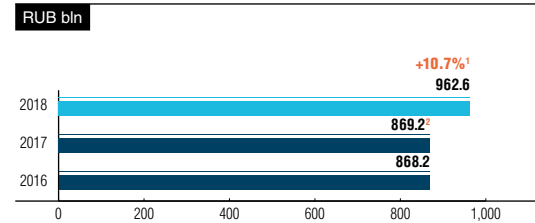
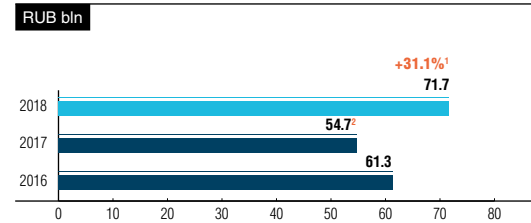


Changes in key indicators

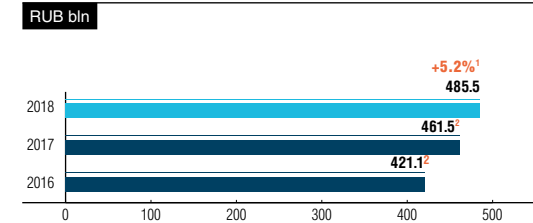
REVENUE



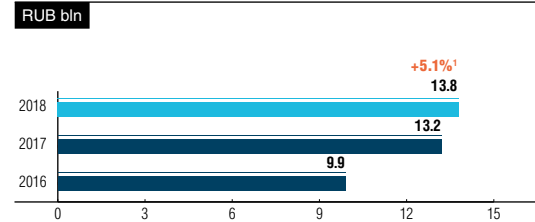
NET PROFIT



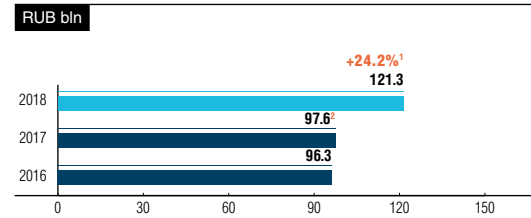
NET ASSETS



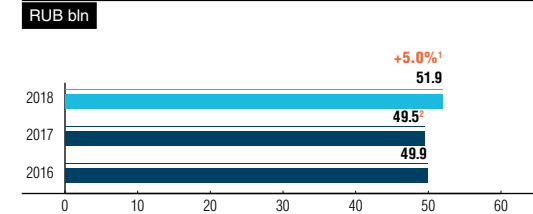
INTANGIBLE ASSETS



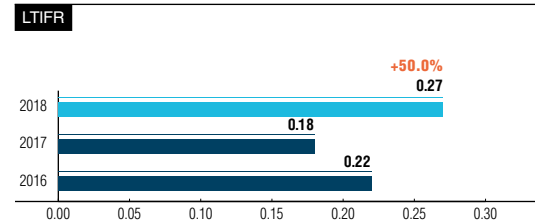
EBITDA



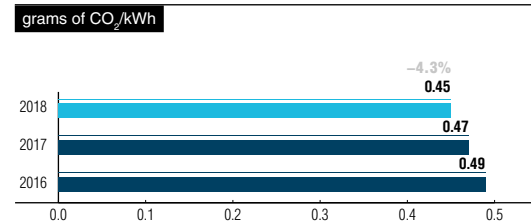
WAGES, EMPLOYEE BENEFITS, AND PAYROLL TAXES



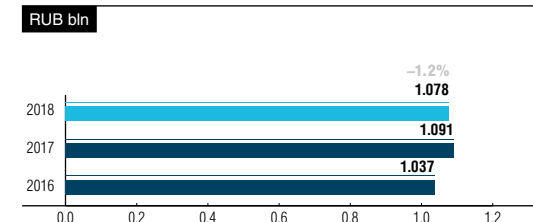
INJURY FREQUENCY RATE³



SPECIFIC GREENHOUSE GAS EMISSIONS PER UNIT OF ELECTRICITY PRODUCED,



INVESTMENT IN ENVIRONMENTAL PROTECTION



¹ Percentage ratios are calculated based on the data from the IFRS consolidated financial statements expressed in million rubles

² Information was retrospectively restated due to implementation of IFRS 15 "Revenue from Contracts with Customers" and IFRS 16 "Leases". Consolidated statement of financial position as at 31 December 2016 was retrospectively restated. Consolidated statement of comprehensive income for the year ended 31 December 2016 was not subject to retrospective restatement.

³ For 2018, the Group's management approved the key indicator "Absence of Emergencies or Accidents, or the Fulfillment of the Injury Frequency Rate" in accordance with the Methodological Guidelines for Assessing the Fulfillment of the Inter RAO Group's Strategy Implementation Plan. The injury frequency rate established by the Methodological Guidelines for Assessing the Fulfillment of the Inter RAO Group's Strategy Implementation Plan, which was approved by Order No. IRAO/689 of PJSC Inter RAO dated December 27, 2018, is 0.3560 for 2018 and 0.3530 for 2019.