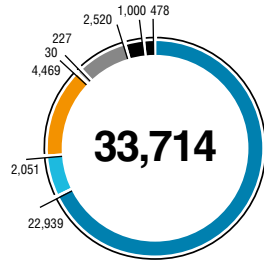


# KEY INDICATORS OF THE GROUP

## KEY OPERATING RESULTS OF THE GROUP AS OF DECEMBER 31, 2018

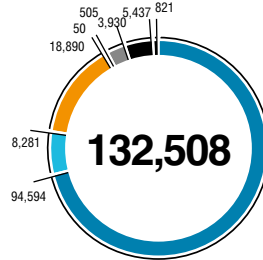
**INSTALLED CAPACITY,**

MW



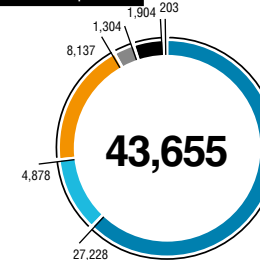
**ELECTRIC POWER GENERATION,**

mln kWh



**TOTAL FUEL CONSUMPTION IN REFERENCE TERMS,**

thousand tons of fuel equivalent



**FUEL CONSUMPTION**

**IN PHYSICAL TERMS**

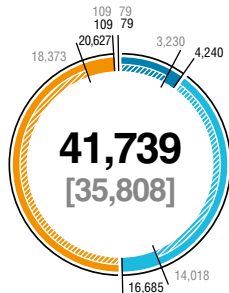
**29.749**  
bln m<sup>3</sup> of gas

**15.188**  
mln tons of coal

**77,000**  
tons of fuel oil

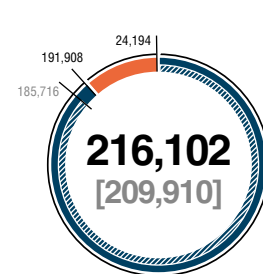
**THERMAL POWER OUTPUT FROM COLLECTORS,**

thousand Gcal



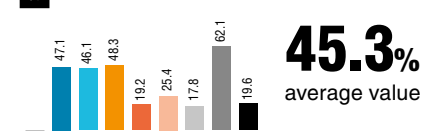
**SALE OF ELECTRIC POWER,**

mln kWh



**INSTALLED CAPACITY UTILIZATION RATIO,**

%



- Supply in the Russian Federation
  - Inter RAO - Power Generation Group
  - Thermal power generation of TGC-11
  - Thermal power generation in Bashkortostan
  - Trading in the Russian Federation
  - Foreign assets (Georgia)
  - Foreign assets (Moldova)
  - Foreign assets (Kazakhstan)
  - Turkey
- ▨ excluding intra-group turnover

**FOREIGN ASSETS**

**MOLDOVA** **TURKEY** **GEORGIA** **KAZAKHSTAN**

